
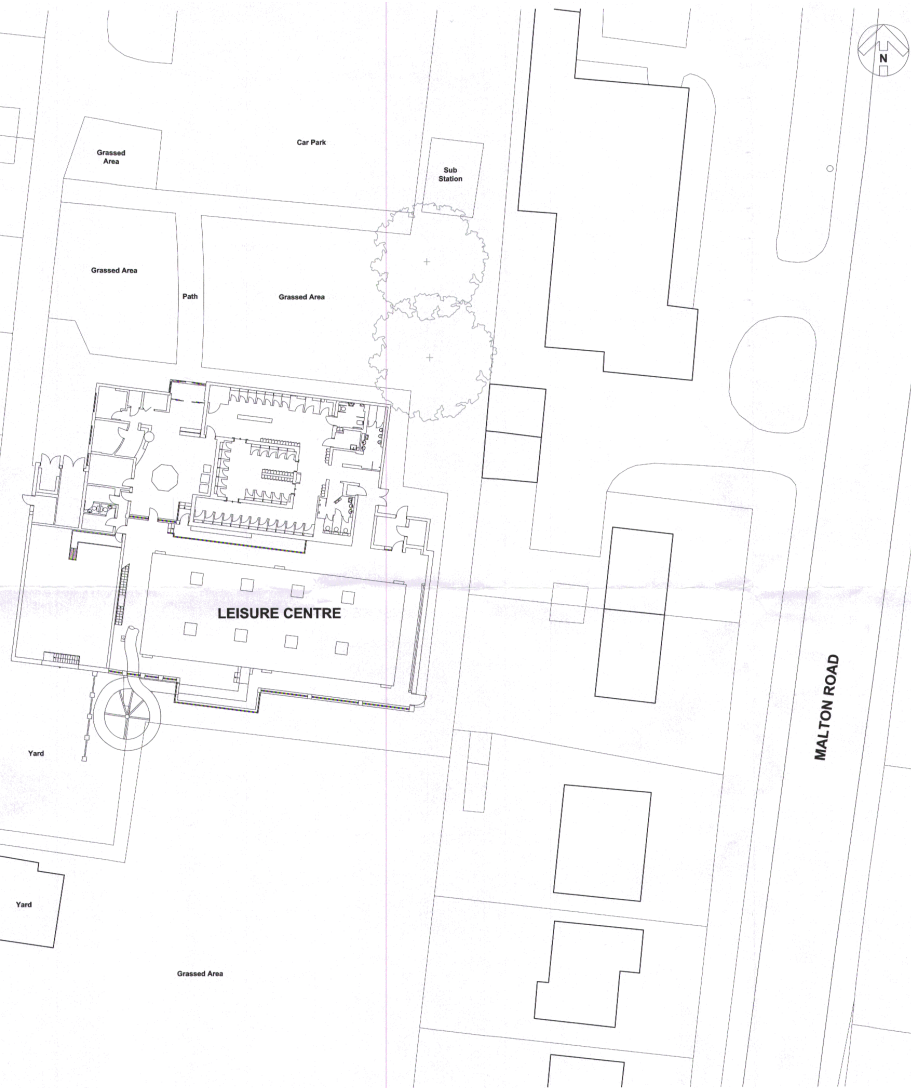


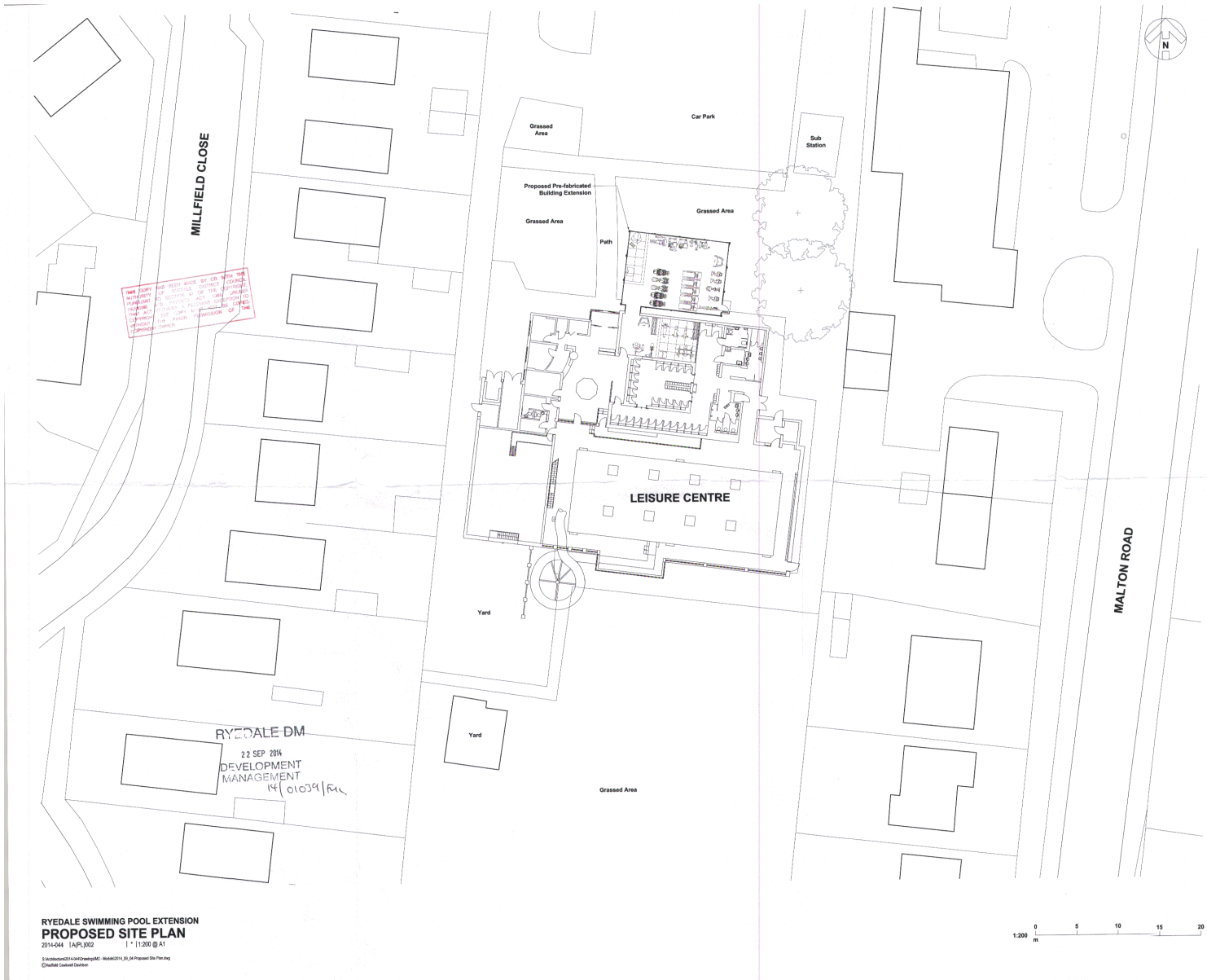


THIS COPY HAS BEEN MADE OF THE WORK WITH THE  
PURPOSE OF REPRODUCING THE INFORMATION  
CONTAINED HEREIN FOR THE PURPOSES OF  
PLANNING AND DESIGNING THE PROJECT AND  
HAS NOT BEEN REVISED TO REFLECT ANY  
CHANGES TO THE WORK SINCE IT WAS  
PREPARED. THE USER SHALL BE SOLELY  
RESPONSIBLE FOR THE ACCURACY OF THE  
INFORMATION CONTAINED HEREIN.

MILLFIELD CLOSE

RYDALE DM  
22 SEP 2014  
DEVELOPMENT  
MANAGEMENT  
14/08/2014/aw





Note: This plan has been made by the  
 author and is not a contract document.  
 It is intended to be used as a guide only.  
 It is not to be used for any other purpose.  
 It is not to be used for any other purpose.  
 It is not to be used for any other purpose.  
 It is not to be used for any other purpose.

MILLFIELD CLOSE

MALTON ROAD

LEISURE CENTRE

Proposed Pre-fabricated Building Extension

Car Park

Sub Station

Grassed Area

Grassed Area

Grassed Area

Path

Yard

Yard


Grassed Area

RYEDALE DM

22 SEP 2014  
 DEVELOPMENT  
 MANAGEMENT  
 14/01039/16

**RYEDALE SWIMMING POOL EXTENSION**  
**PROPOSED SITE PLAN**

2014-044 | APR 2022 | 1:1200 @ A1  
 © Hadfield Cawkwell Davidson | 17, Beaumont Rd., Sheffield, S10 2JL | 0114 266 8181 | 0114 266 4246 | www.hcd.co.uk  
 Architecture | Engineering | Interior Design | Masterplanning | Urban Design



**Hadfield Cawkwell Davidson**  
 17 Beaumont Rd., Sheffield, S10 2JL | 0114 266 8181 | 0114 266 4246 | www.hcd.co.uk  
 Architecture | Engineering | Interior Design | Masterplanning | Urban Design